





**WEINGUT TESCH RIESLING  
KÖNIGSSCHILD**

*Dark straw color with peach and apricot notes on the nose. Dry, acidic, and citrus-driven on the palate. Strawberry notes on the finish. Pairs well with pork, poultry, shellfish, poultry, and spicy dishes.*




**WEINGUT TESCH RIESLING  
KÖNIGSSCHILD**

*Dark straw color with peach and apricot notes on the nose. Dry, acidic, and citrus-driven on the palate. Strawberry notes on the finish. Pairs well with pork, poultry, shellfish, poultry, and spicy dishes.*



**WEINGUT TESCH RIESLING  
KÖNIGSSCHILD**

*Dark straw color with peach and apricot notes on the nose. Dry, acidic, and citrus-driven on the palate. Strawberry notes on the finish. Pairs well with pork, poultry, shellfish, poultry, and spicy dishes.*



**WEINGUT TESCH RIESLING  
KÖNIGSSCHILD**

*Dark straw color with peach and apricot notes on the nose. Dry, acidic, and citrus-driven on the palate. Strawberry notes on the finish. Pairs well with pork, poultry, shellfish, poultry, and spicy dishes.*

